


## 3-3/4" SLOW SPEED / HIGH TORQUE

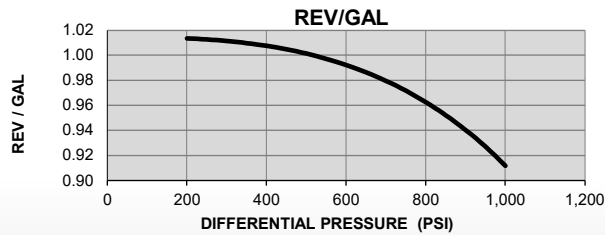
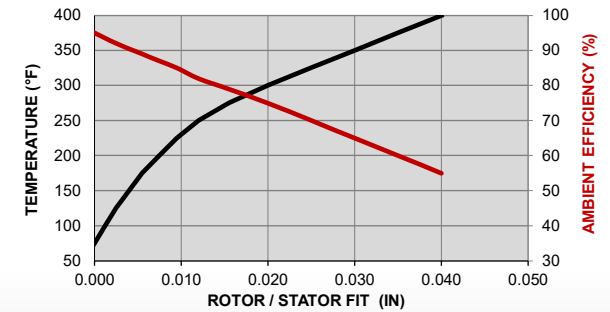
SPECIFICATIONS		
Operating Flow Rate	60 - 210 GPM	227 - 795 LPM
Developed Power	64.8 Hp	48.4 Kw
Maximum Developed Torque	2,600 Ft-Lbs	3,525 N-m
Rotor Eccentricity	0.123 in	3.12 mm
Speed @ No Load	61 - 213 RPM	61 - 213 RPM
Revs Per Volume @ No Load	1.01 Rev/Gal	0.27 Rev/L
Differential Pressure @ No Load	200 PSI	1.4 MPa
Speed @ Full Load	55 - 192 RPM	55 - 192 RPM
Revs Per Volume @ Full Load	0.91 Rev/Gal	0.24 Rev/L
Differential Pressure @ Full Load	1,000 PSI	6.9 MPa

ROTOR DIMENSIONS		
Overall Rotor Length	103.0 in	2,616 mm
Rotor Head Length	6.00 in	152.4 mm
Rotor Head Diameter	2.50 in	63.5 mm
Rotor Peak to Valley (std.)	2.342 in	59.49 mm
Rotor Weight	131 Lbs	59.2 Kg
STATOR DIMENSIONS		
Overall Stator Length	106.0 in	2,692 mm
Stator Outside Diameter	3.75 in	95.3 mm
Stator Inside Diameter	3.00 in	76.2 mm
Elastomer Cutback Length	4.0 in	102 mm
Stator Weight	127 Lbs	57.6 Kg
ROTOR / STATOR FIT +/- 0.005 in [.13 mm]		
Standard Fit @ 72°F (22°C)	0.000 in	0.00 mm
1X Oversize @ 72°F (22°C)		
2X Oversize @ 72°F (22°C)		
3X Oversize @ 72°F (22°C)		

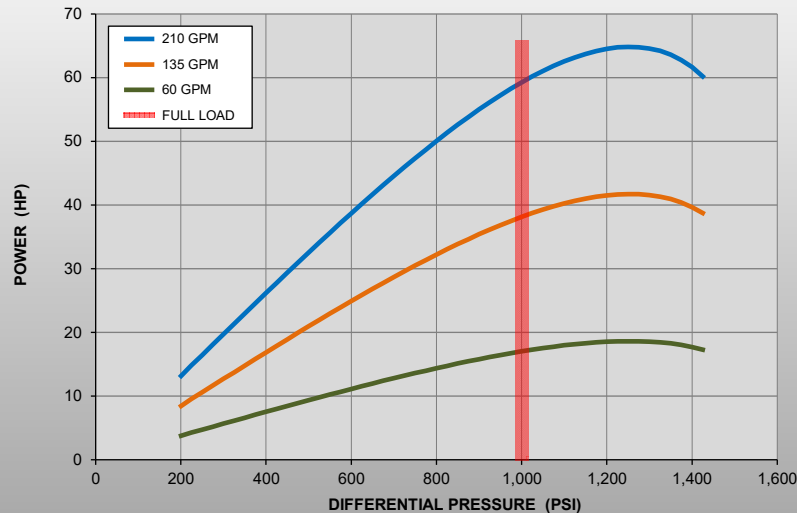
**Lobes 9:10**  
**Stages 4.0**



**RECOMMENDED ROTOR / STATOR FIT**



**POWER CURVE**



**PERFORMANCE CURVE**

