

## 3-1/2" MEDIUM SPEED / HIGH TORQUE / HIGH FLOW

### SPECIFICATIONS

Operating Flow Rate	125 - 250 GPM	473 - 946 LPM
Developed Power	117.1 Hp	87.3 Kw
Maximum Developed Torque	2,300 Ft-Lbs	3,118 N-m
Rotor Eccentricity	0.157 in	3.99 mm
Speed @ No Load	218 - 435 RPM	218 - 435 RPM
Revs Per Volume @ No Load	1.74 Rev/Gal	0.46 Rev/L
Differential Pressure @ No Load	200 PSI	1.4 MPa
Speed @ Full Load	196 - 391 RPM	196 - 391 RPM
Revs Per Volume @ Full Load	1.56 Rev/Gal	0.41 Rev/L
Differential Pressure @ Full Load	1,000 PSI	6.9 MPa

### ROTOR DIMENSIONS

Overall Rotor Length	106.0 in	2,692 mm
Rotor Head Length	6.00 in	152.4 mm
Rotor Head Diameter	2.25 in	57.2 mm
Rotor Peak to Valley (std.)	1.915 in	48.64 mm
Rotor Weight	91 Lbs	41.1 Kg

### STATOR DIMENSIONS

Overall Stator Length	114.0 in	2,896 mm
Stator Outside Diameter	3.50 in	88.9 mm
Stator Inside Diameter	2.75 in	69.9 mm
Elastomer Cutback Length	4.0 / 6.0 in	102 / 152 mm
Stator Weight	127 Lbs	57.7 Kg

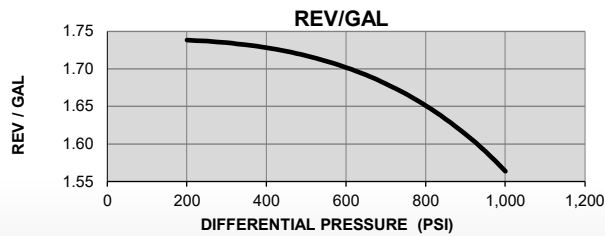
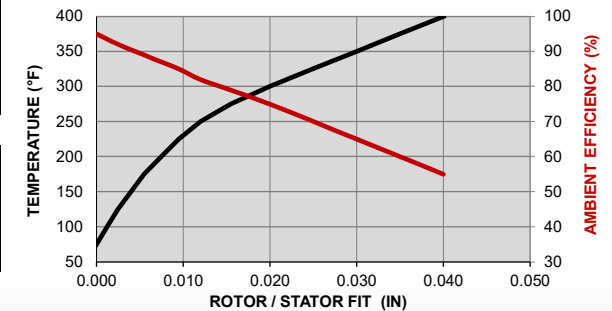
### ROTOR / STATOR FIT +/- 0.005 in [.13 mm]

Standard Fit @ 72°F (22°C)		
1X Oversize @ 72°F (22°C)	0.010 in	0.25 mm
2X Oversize @ 72°F (22°C)		
3X Oversize @ 72°F (22°C)		

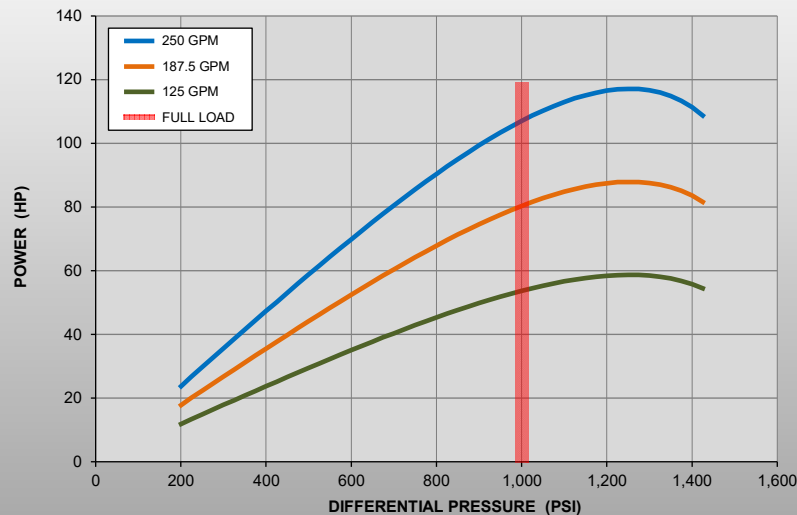
**Lobes 5:6**  
**Stages 4.0**



### RECOMMENDED ROTOR / STATOR FIT



### POWER CURVE



### PERFORMANCE CURVE

