

3-1/2" MEDIUM SPEED

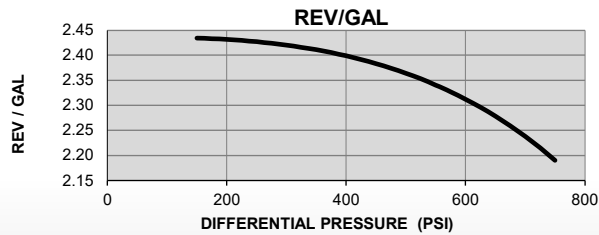
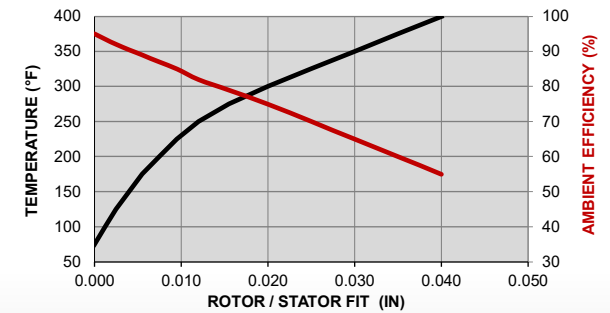
SPECIFICATIONS		
Operating Flow Rate	80 - 210 GPM	303 - 795 LPM
Developed Power	79.1 Hp	59.0 Kw
Maximum Developed Torque	1,320 Ft-Lbs	1,790 N-m
Rotor Eccentricity	0.134 in	3.40 mm
Speed @ No Load	195 - 512 RPM	195 - 512 RPM
Revs Per Volume @ No Load	2.44 Rev/Gal	0.64 Rev/L
Differential Pressure @ No Load	150 PSI	1.0 MPa
Speed @ Full Load	175 - 460 RPM	175 - 460 RPM
Revs Per Volume @ Full Load	2.19 Rev/Gal	0.58 Rev/L
Differential Pressure @ Full Load	750 PSI	5.2 MPa

ROTOR DIMENSIONS		
Overall Rotor Length	77.0 in	1,956 mm
Rotor Head Length	6.00 in	152.4 mm
Rotor Head Diameter	2.13 in	54.1 mm
Rotor Peak to Valley (std.)	1.905 in	48.39 mm
Rotor Weight	65 Lbs	29.5 Kg
STATOR DIMENSIONS		
Overall Stator Length	80.0 in	2,032 mm
Stator Outside Diameter	3.50 in	88.9 mm
Stator Inside Diameter	2.75 in	69.9 mm
Elastomer Cutback Length	5.0 in	127 mm
Stator Weight	89 Lbs	40.2 Kg
ROTOR / STATOR FIT +/- 0.005 in [.13 mm]		
Standard Fit @ 72°F (22°C)	0.000 in	0.00 mm
1X Oversize @ 72°F (22°C)		
2X Oversize @ 72°F (22°C)		
3X Oversize @ 72°F (22°C)		

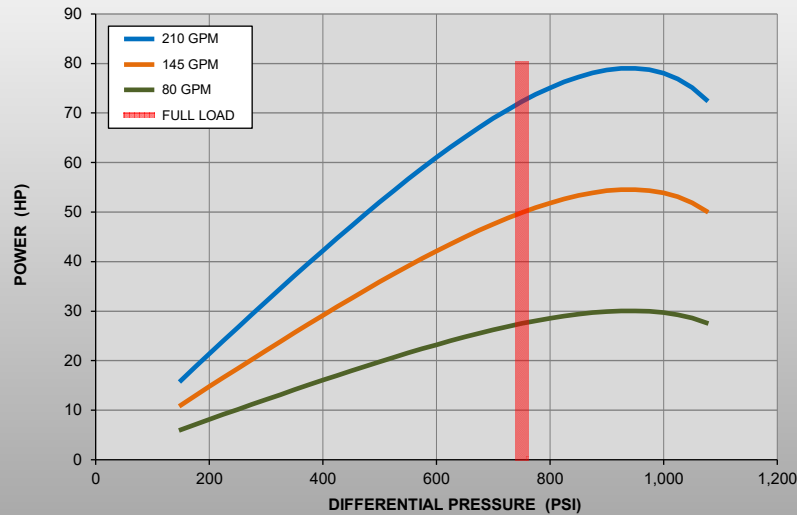
Lobes 5:6
Stages 3.0



RECOMMENDED ROTOR / STATOR FIT



POWER CURVE



PERFORMANCE CURVE

